



# SHAH INTERNATIONAL SCHOOL

Kanshi Ram Shah Marg, Ambica Vihar, Paschim Vihar,  
New Delhi- 110087.

## *Holiday Homework*



### CLASS- NURSERY Session- 2025-2026

Name: \_\_\_\_\_


Class: \_\_\_\_\_

Section: \_\_\_\_\_

Roll No.: \_\_\_\_\_

# SUMMER TIME

**SUMMER SUMMER ALMOST  
HERE!!  
LET'S GIVE SUMMER A BIG FAT  
CHEER!!  
OF THIS FACT I'M SURELY  
CLEAR!!  
SUMMER IS THE BEST TIME OF THE  
YEAR.....**



Dear Students,

Wake up, wake up! Its homework time, remember you promised to start by nine, I heard my mother uttering these lines, I think beginning the task on time, keeps me alert, active and fine. Regular homework makes me shine.

Dear Parent,

Summer break offers valuable time for relaxation and leisure, but it's important to maintain a balance between recreation and academic responsibilities. Encourage your child to engage in creative pursuits during this time. Please ensure they complete their holiday homework, which includes daily practice of English and Maths in separate notebooks. Your guidance is essential for their progress.

Here are some activities given to help your child become independent and confident: -

### **Independent Me**

- Buttoning and Unbuttoning
- Hanging school bags
- Keeping belongings back in their place
- Filling the water bottles
- Keeping room clean and well-organized
- Opening and closing Tiffin box

### **Alone we can do so little; together we can do so much. (Social Skills)**

- Wish your elders with a smile
- Go outdoors and play with your friends
- Share things with your friends
- Use magical words: Sorry, Please, Excuse Me, Thank You



## One, who maintains cleanliness, keeps away diseases.

### (Personal Hygiene)

- Brushing teeth twice a day.
- Combing hair regularly
- Bathing everyday
- Washing hands before and after meals.
- Trimming nails regularly.

### Developing Motor Skills

- Working on Gross Motor Skills helps child gain strength and confidence in his/her body. Do activities like catching a ball, balancing, moving like an animal, cycling, jumping on a trampoline, hopping on one foot etc

### Fine Motor Skills [Strengthening hand muscles]

- **SORTING ACTIVITY**

Let's sort pom- pom by size and colour.



- **PLAYDOUGH SCULPTING**

Give them playdough and ask them to make basic shapes like circle, triangle, square and rectangle.



- **THREADING AND BEADING ACTIVITY**

Let's make beautiful necklace for your mom.



- **SPONGE PAINTING**

- Make scenery with sponge painting.



NOTE: Click the pictures of the child doing the above activities and paste them in a scrap file.

# FOR THE PARENT

## Reading is Fun

Children are made readers on the laps of their parents.

- Make reading a regular practice with pictures and large text.
- Read out value based stories from Panchatantra, Pepper and Bruno to the child daily.
- Make bed-time stories a part of your child's daily routine.

## **Be a Friend**

- Identify a family game like cricket, football, volleyball, etc. and play with your child every weekend.
- Take your child for nature walk and explore different leaves, insects, pebbles, trees while walking.

## **SHOW AND TELL**

- Learn 4-5 lines about your favourite toy and shoe and tell it to your friends when you come to school.



## SELF- INTRODUCTION

At this tender age of learning understanding oneself is very important. To help build confidence in children, let's begin by teaching them how to introduce themselves. Please help your child learn the following:

- My name is \_\_\_\_\_.
- I am a boy/girl \_\_\_\_\_.
- I am \_\_ years old.
- I study in Nursery Jungle Book/Disney World.
- I study in Shah International School.
- The name of my class teacher is \_\_\_\_\_.
- The name of our Principal is Ms. Sajilekha Pillai ma'am.

Storing telling is the most powerful way to put ideas into the world.



Here are a few links to short stories that will help your children develop good habits and moral values.

- **GOOD AND BAD HABITS STORY**

<https://www.youtube.com/watch?v=PiMqc1XzOHs&pp=ygUaZ29vZCBhbmQgYmFkIGhhYml0IHN0b3JpZXM%3D>

- BELIVE IN YOURSELF

<https://www.youtube.com/watch?v=FaoevMkMu1M&pp=ygUWTU9SQUwgU1RPUklFUyBGT1IgS0lEUw%3D%3D>

Let's enjoy following links to make our happy summer break happier.

- NUMBER SONG 1-10.

<https://www.youtube.com/watch?v=DR-cfDsHCGA&pp=ygUQbnVtYmVyIHNVbmcgMS0xMA%3D%3D>

- PHONICS SONG

<https://youtu.be/BELlZKpi1Zs>

*Encourage your child to converse in English*

## GENERAL INSTRUCTIONS :

All the seven activities should be done in a scrap file.



# ACTIVITIES

## 1. STICK PUPPET

- Make a stick puppet of your favourite fruit/vegetable and learn 5-6 lines about them.



## 2. FUN WITH LETTERS [L,T,I,]

- Draw a lamp and decorate it with big and small mirror.



- Make a mask of tiger with paper plate.



sticker stones.

- Draw an ice-cream and decorate it with



## 3. FUN WITH THUMB PRINTING- LET'S MAKE ANIMALS

- Use your thumb to create cute animals like Elephant, Fish, Tiger, etc. Add eyes, ears and tails with crayons or markers.





## 4. COOKING WITHOUT FIRE

### Fruit Yogurt Parfait

#### Ingredients:

- Fresh fruits( banana, apple, grapes, mango-any soft fruit. )
- Flavored or plain yogurt.
- Honey (optional).
- Chopped dry fruits or cereal (optional).
- A clean, clear glass or bowl.

#### Instructions:

- Let your child help wash and peel the fruits.
- With your help, chop the fruits into small pieces.
- In a glass or bowl, add a layer of fruits.
- Add a spoon of yogurt on top.
- Repeat the layers: fruits, then yogurt.
- Drizzle a little honey or sprinkle dry fruits/cereal on top (optional).
- Chill and serve!

#### Creative Follow -up:

- Take a photo of your child making or eating their parfait.
- Let them draw or colour their fruit parfait.
- Parents can write a few un lines about the activity.

- Click pictures while making the sandwich and paste it in a scrap file.



## 5. SHAPE MONSTER

- Cut out different shapes (circle, square, triangle and rectangle) from coloured paper.
- Let your child create a funny monster using those shapes.
- Give it a name!



## 6. WORLD ENVIRONMENT DAY (5<sup>TH</sup> JUNE 2025)

- Every year World Environment Day is celebrated on 5th June to spread awareness, to encourage people to take action and to protect the environment.
- Let's germinate seeds in a small pot, water your pot daily and observe it growing into a plant.
- Take any empty pot and put some cotton in it. Help the child put a few seeds of Rajma or Channa or Green Dal on top of cotton. Tell the child to add little water to it and keep it in the sunlight. Let the child water the plant every alternate day and watch the plant grow. Parents please explain your child how difficult it is to grow food and that it should not be wasted.
- Label the pot and bring it to school after vacations.
- Click the photographs while watering your pot and growth at various stages and paste them in scrap file.



## 7. FATHER'S DAY -15<sup>TH</sup> JUNE 2025 (MY SPECIAL DAY WITH DAD):

My Dad is so special, he is strong and smart.  
That is why I love him so with all my little

- Let's plan a surprise for father on the occasion of Father's Day. Mothers may help the child while planning this activity. (Activity mandatory for all the students)
- **FUN ACTIVITY FOR DAY... COOL FRUITY DELIGHT**

### Ingredients:

- Chopped fruits- apple, mango, banana, grapes
- Syrup- Strawberry/orange
- Crushed dry fruits like almond, cashew nuts
- Vanilla ice cream



### Method:

- Add a scoop of vanilla ice cream in a dessert bowl.
- Now, add your choice of chopped fruits to the bowl.
- Top it with orange or strawberry syrup.
- Finally, garnish with crushed dry fruits.
- Your Cool Fruity Delight is ready to serve.







Kindly Note: Share the Candid shots of your ward on June 15, 2025 between 11:00 am to 12:00 pm with the class teacher.

## 8. INTERNATIONAL YOGA DAY (21<sup>ST</sup> JUNE 2025)

- Make yoga a part of your daily routine.
- Do different yoga asanas under the supervision of your parents.



- Click photographs while doing the asanas and send them in class group on the same day between 11:00am to 12:00pm with the class teacher.

 <p><b>COBRA POSE</b></p>	 <p><b>BUTTERFLY POSE</b></p>	 <p><b>CAT POSE</b></p>
 <p><b>ADHO MUKHA POSE</b></p>	 <p><b>MEDITATION POSE</b></p>	 <p><b>BHUJANGASANA</b></p>

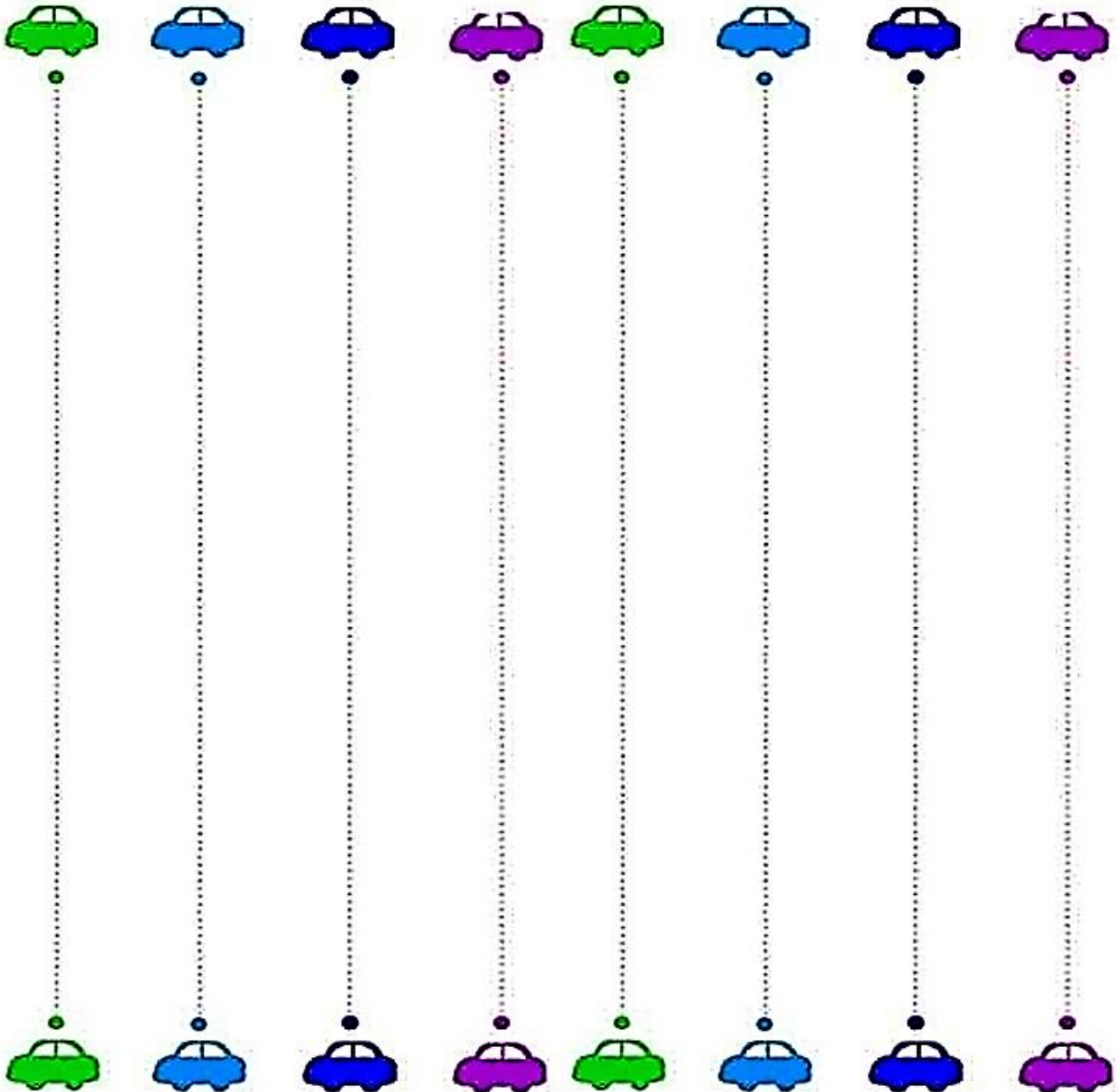




SHAH INTERNATIONAL SCHOOL  
WORKSHEET  
CLASS NURSERY

NAME:- \_\_\_\_\_ SECTION \_\_\_\_\_ ROLL NO. \_\_\_\_\_ DATE \_\_\_\_\_

Q. Trace the standing lines.

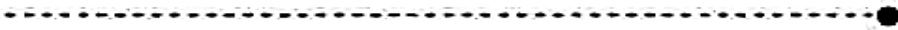




SHAH INTERNATIONAL SCHOOL  
WORKSHEET  
CLASS NURSERY

NAME:- \_\_\_\_\_ SECTION \_\_\_\_\_ ROLL NO. \_\_\_\_\_ DATE \_\_\_\_\_

Q. Trace the sleeping lines.








SHAH INTERNATIONAL SCHOOL  
WORKSHEET  
CLASS NURSERY

NAME:- \_\_\_\_\_ SECTION \_\_\_\_\_ ROLL NO. \_\_\_\_\_ DATE \_\_\_\_\_

Q. Trace the slanting lines.

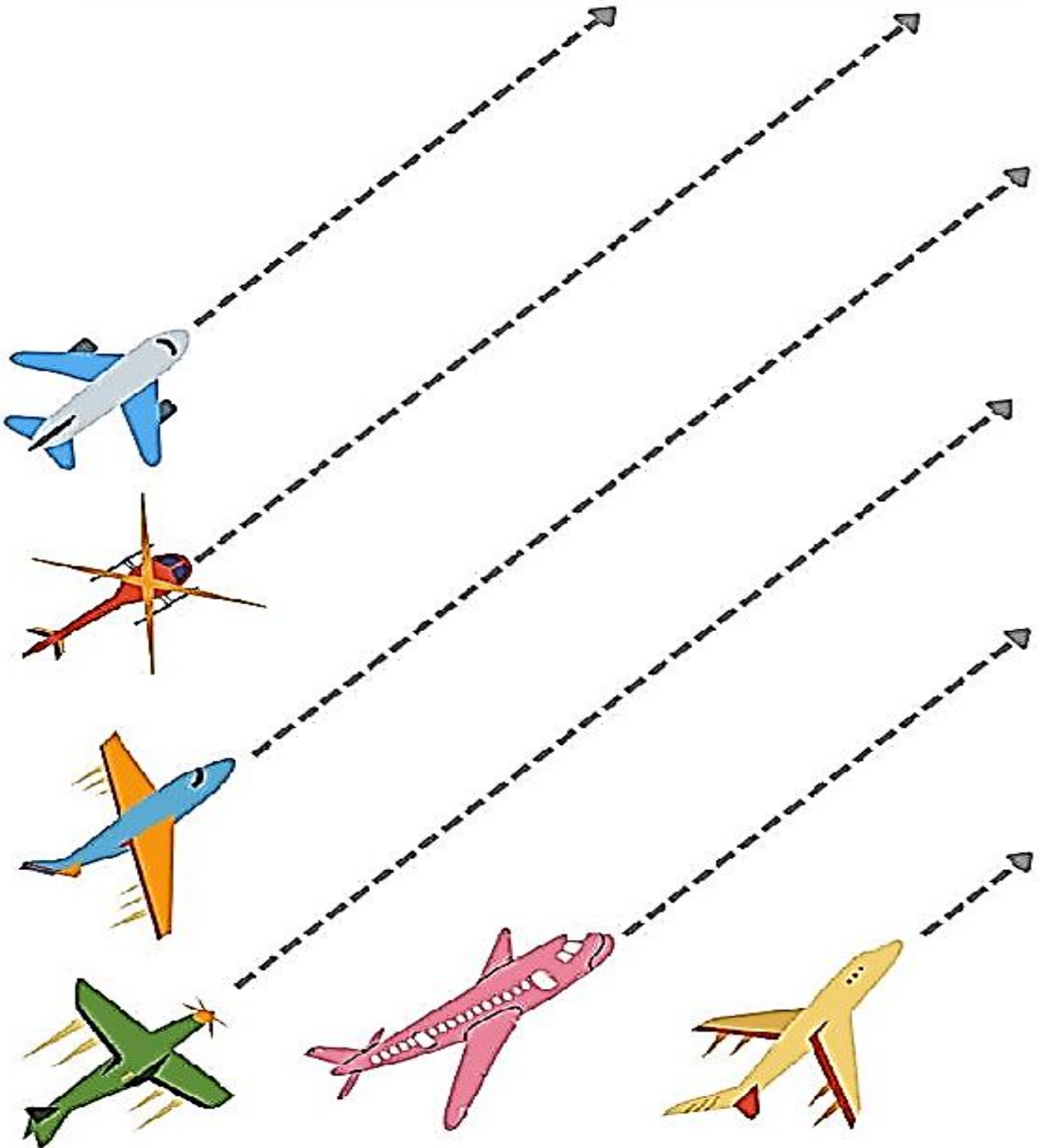




SHAH INTERNATIONAL SCHOOL  
WORKSHEET  
CLASS NURSERY

NAME:- \_\_\_\_\_ SECTION \_\_\_\_\_ ROLL NO. \_\_\_\_\_ DATE \_\_\_\_\_

Trace the slanting lines.

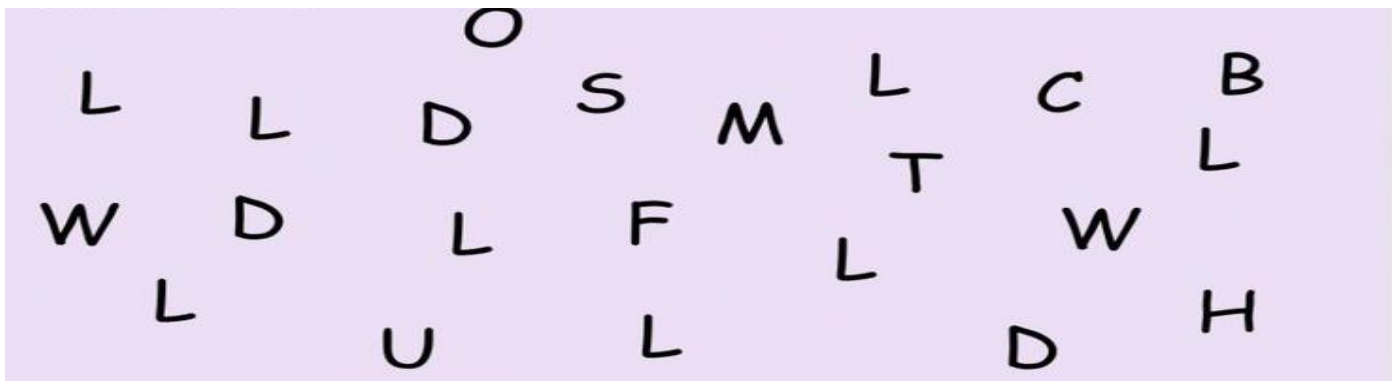




SHAH INTERNATIONAL SCHOOL  
WORKSHEET  
CLASS NURSERY

NAME:- \_\_\_\_\_ SECTION \_\_\_\_\_ ROLL NO. \_\_\_\_\_ DATE \_\_\_\_\_

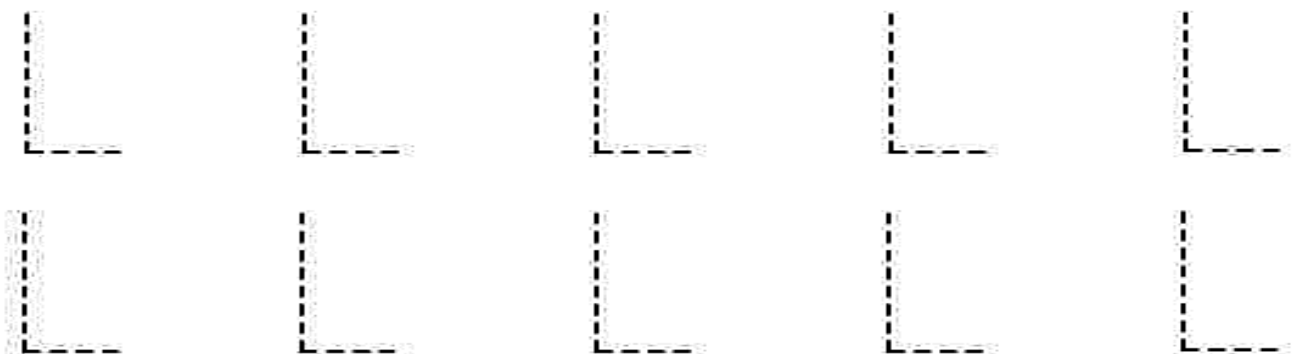
Q. Circle the letter L.



Q. Circle the pictures that start with letter L.



Q. Trace the letter L.








SHAH INTERNATIONAL SCHOOL  
WORKSHEET  
CLASS NURSERY

NAME:- \_\_\_\_\_ SECTION \_\_\_\_\_ ROLL NO. \_\_\_\_\_ DATE \_\_\_\_\_

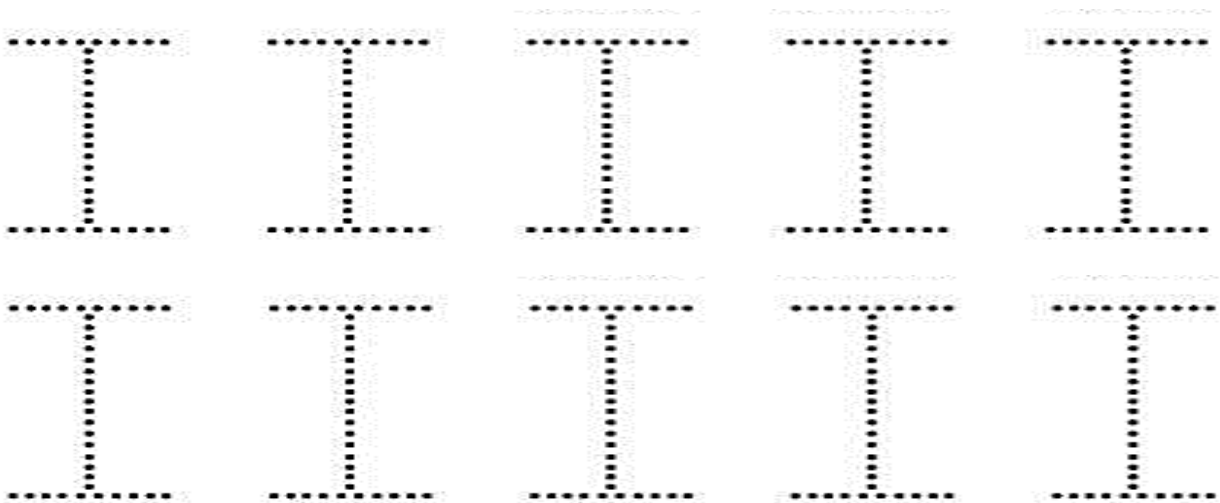
Q. Circle the letter I.



Q. Circle the pictures that start with letter I.



Q. Trace the letter I.

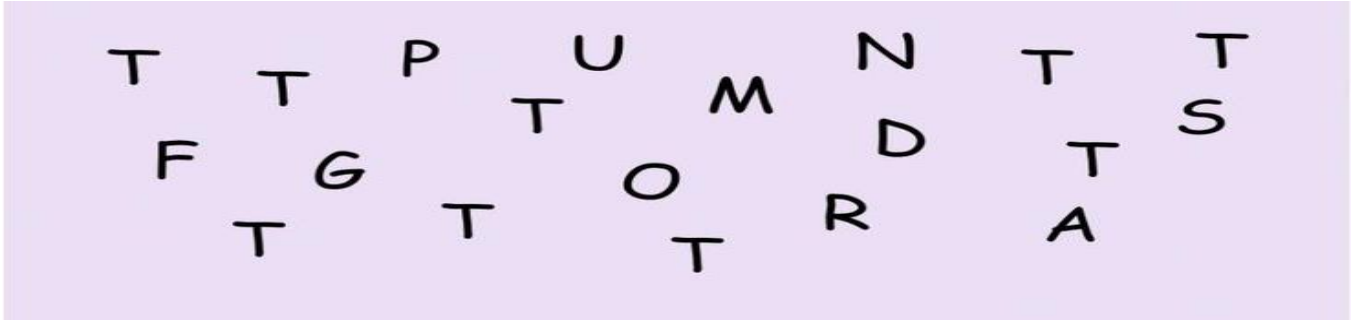





SHAH INTERNATIONAL SCHOOL  
WORKSHEET  
CLASS NURSERY

NAME:- \_\_\_\_\_ SECTION \_\_\_\_\_ ROLL NO. \_\_\_\_\_ DATE \_\_\_\_\_

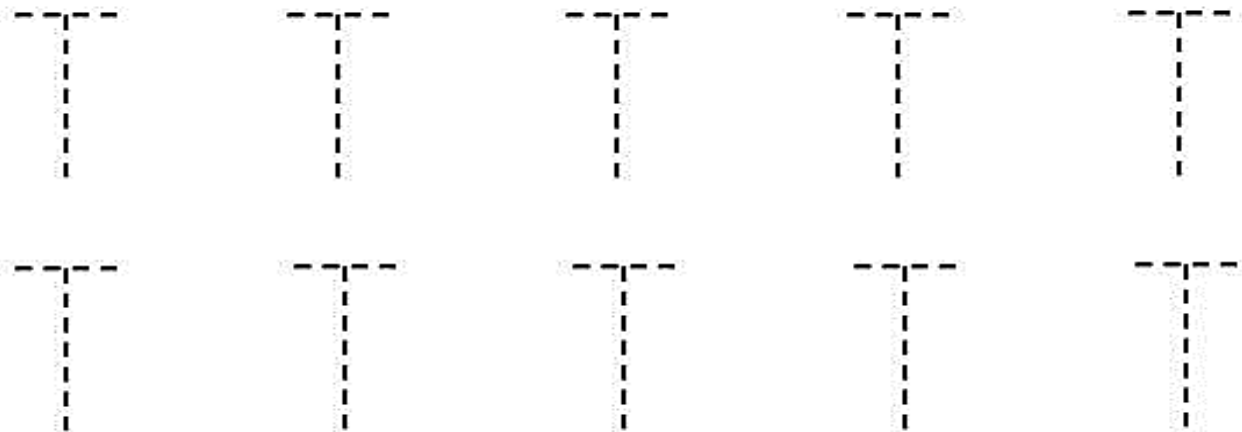
Q. Circle the letter T.



Q. Circle the pictures that start with letter T.



Q. Trace the letter T.

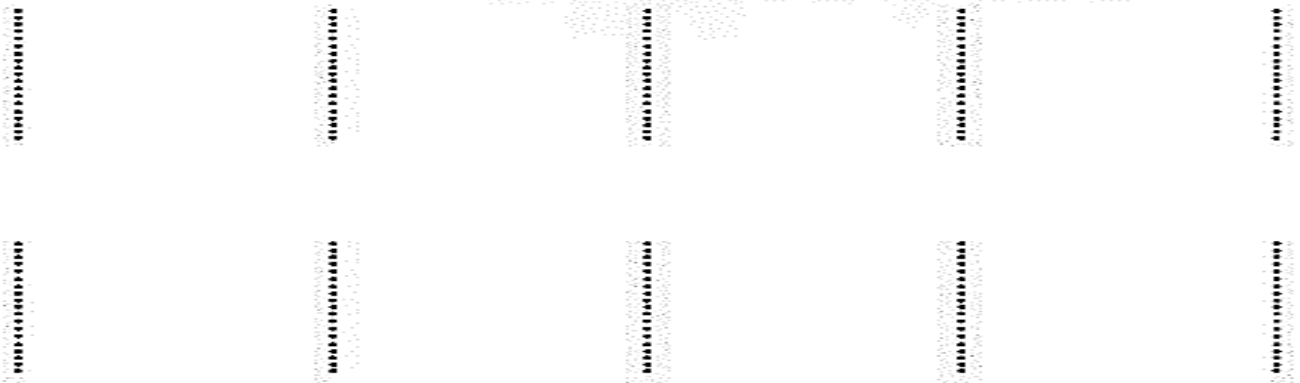





SHAH INTERNATIONAL SCHOOL  
WORKSHEET  
CLASS NURSERY

NAME:- \_\_\_\_\_ SECTION \_\_\_\_\_ ROLL NO. \_\_\_\_\_ DATE \_\_\_\_\_


Q. Trace the number.



Q. Colour the circles with number 1



Q. Colour 1 apple.

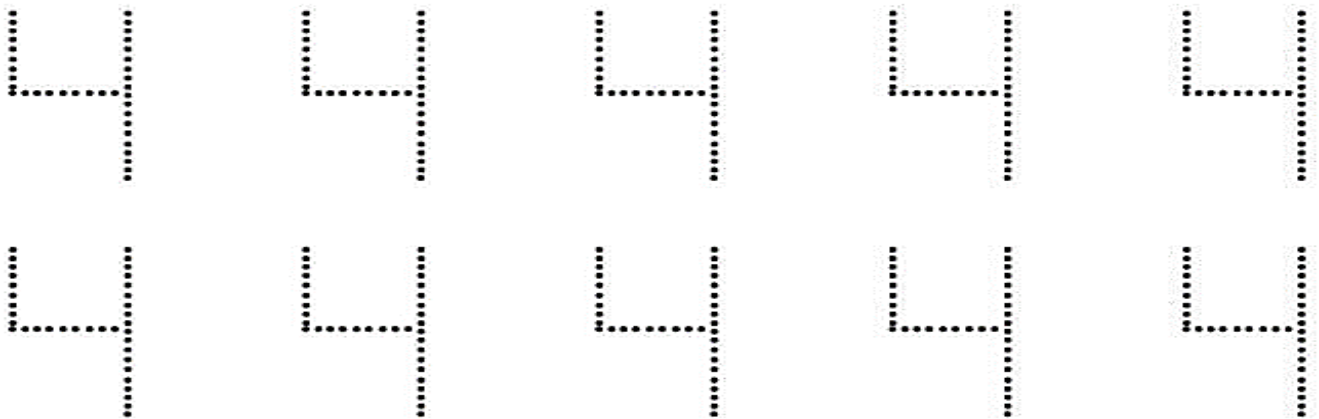
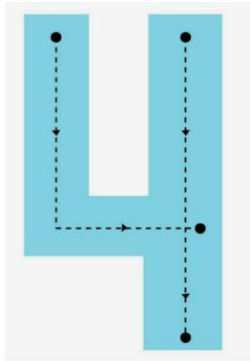





SHAH INTERNATIONAL SCHOOL  
WORKSHEET  
CLASS NURSERY

NAME:- \_\_\_\_\_ SECTION \_\_\_\_\_ ROLL NO. \_\_\_\_\_ DATE \_\_\_\_\_

Q. Trace the number.



Q. Colour the circles with number 4



Q. Colour 4 stars.




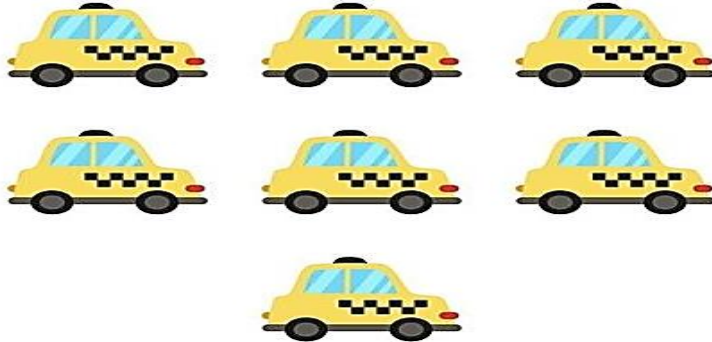





SHAH INTERNATIONAL SCHOOL  
WORKSHEET  
CLASS NURSERY

NAME:- \_\_\_\_\_ SECTION \_\_\_\_\_ ROLL NO. \_\_\_\_\_ DATE \_\_\_\_\_


Q. Trace the number.



Q. Colour the circle with number 7.



Q. Colour 7 toffees.





SHAH INTERNATIONAL SCHOOL

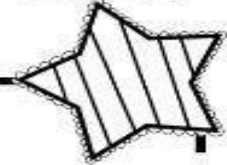
WORKSHEET

CLASS. NURSERY

NAME: \_\_\_\_\_ SECTION \_\_\_\_\_ ROLL NO : \_\_\_\_\_ DATE: \_\_\_\_\_

**ALL ABOUT ME!**

**My name is** \_\_\_\_\_



**I am**

\_\_\_\_\_



**My name starts with**

\_\_\_\_\_

**years old**

**My favorite color is**



**I am a...**

**boy**

**girl**





SHAH INTERNATIONAL SCHOOL  
WORKSHEET  
CLASS. NURSERY

NAME: \_\_\_\_\_ SECTION \_\_\_\_\_ ROLL NO : \_\_\_\_\_ DATE: \_\_\_\_\_

- Colour the picture of your family.

NUCLEAR FAMILY



JOINT  
FAMILY





SHAH INTERNATIONAL SCHOOL  
WORKSHEET  
CLASS. NURSERY

NAME: \_\_\_\_\_ SECTION \_\_\_\_\_ ROLL NO : \_\_\_\_\_ DATE: \_\_\_\_\_

- Match the same body parts.







**SHAH INTERNATIONAL SCHOOL**  
**CREATIVE WORKSHEET**  
**CLASS. NURSERY**

NAME: \_\_\_\_\_ SECTION \_\_\_\_\_ ROLL NO : \_\_\_\_\_ DATE: \_\_\_\_\_

- Decorate the fish with colourful pencil shavings and colour the water.

